


Equal groups

1 Complete the sentences to describe the groups.

a)

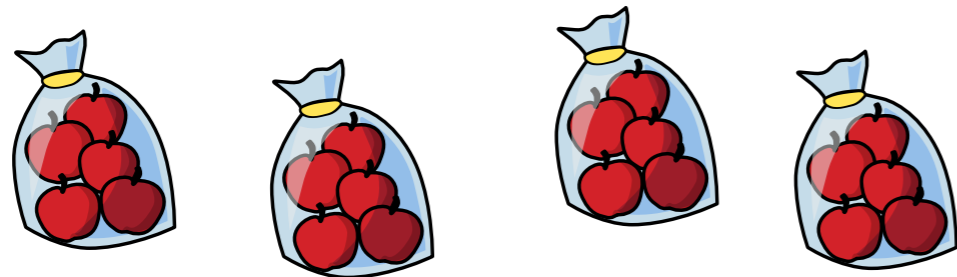


There are plates.

Each plate has cakes.

There are equal groups of

b)



There are bags.

Each bag has apples.

There are equal groups of

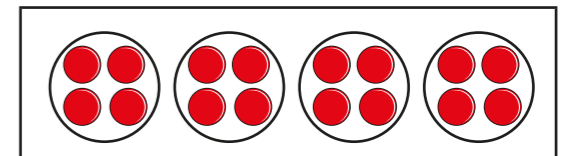
- 2 Kim has 6 equal groups of 5
- Use cubes to represent this.
 - Draw your cubes.

What could the cubes represent?

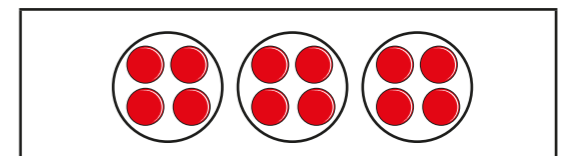
Talk about it with a partner.

3 Match the statements to the representations.

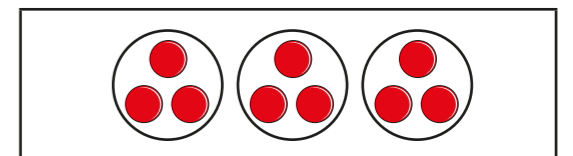
3 equal
groups of 4



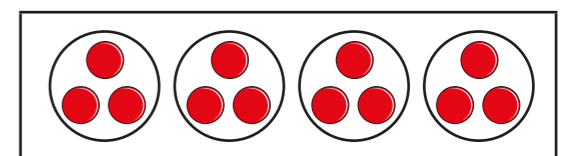
3 equal
groups of 3



4 equal
groups of 3



4 equal
groups of 4



4



Arrange the coins into 3 equal groups.

How many coins are there in each group?



5


What would 5 equal groups of 0 look like?

Draw your answer.

What could the number story be?

6

Dani makes an array.



a) Circle 4 groups of 2

Do this in two different ways.




b) Circle 2 groups of 4

Do this in two different ways.



7

Filip has used counters to represent 5 equal groups of 3




a) Draw more counters to represent 5 equal groups of 4

b) How many more counters did you draw?

c) What do you notice?

8



a) How many ways can you arrange the flowers into equal groups?

b) How do you know you have found all the ways?

